

# Executive Summary (History)



DEMO COMPANY

Invoice dates from 11/01/2001 to 11/30/2001

Air Charges Summary	Totals	% of Total
Transactions - Invoices:	62	96.9 %
Credits:	2	3.1 %
<b>Total Transactions:</b>	<b>64</b>	
Net # of Trips:	60	
		<b>Averages</b>
Air Charges:	\$17,650.23	\$294.17
Savings:	\$29,586.77	\$493.11
Negotiated Savings:	\$26.79	
# of Exceptions:	10	
Lost Savings:	\$2,782.02	\$46.37
Service Fees:	\$1,116.00	

Top 5 City Pairs	# of Segs	Amount
Dallas-ft Wor->Nyc-laguardia	10	\$817.06
Las Vegas->Salt Lake Cit	4	\$336.00
Dallas-ft Wor->San Diego	4	\$326.20
Key West->Ft Lauderdale	4	\$262.32
Baltimore->Columbus	4	\$261.19

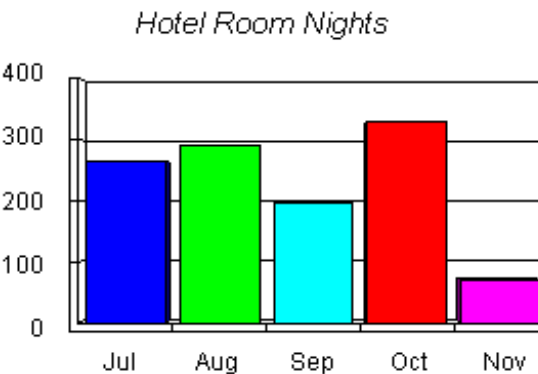
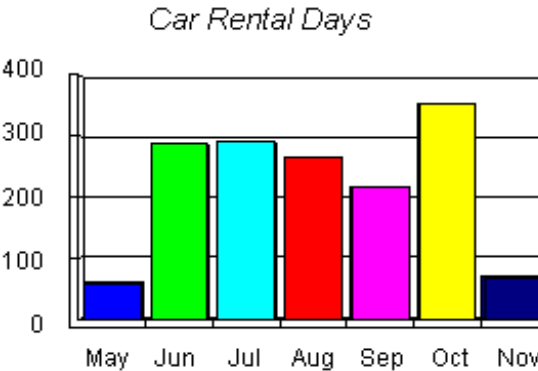
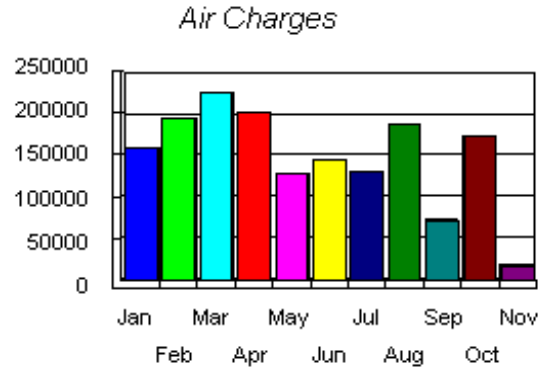
Car Rental Summary	Totals	Averages
# of Cars Rented:	24	
# of Days Rented:	68	2
Cost (Booked Rate):	\$3,045.65	\$45.01
Cost per Day:	N/A	\$44.79

Top 5 Car Rental Cities	# of Days	Amount
	0	\$0.00
	0	\$0.00
	0	\$0.00
	0	\$0.00
	0	\$0.00

Hotel Bkng Summary	Totals	Averages
# of Bookings:	43	
# of Nights Booked:	69	1
Cost (Booked Rate):	\$6,433.86	\$97.45
Cost per Night:	N/A	\$93.24

Top 5 Hotel Cities	# of Days	Amount
ONTARIO, CA	9	\$801.00
SAN ANTONIO, TX	8	\$552.00
AUSTIN, TX	6	\$574.00
WORCESTER, MA	4	\$360.00
COLUMBUS, OH	4	\$300.00

Invoice dates from 01/01/2001 to 11/30/2001



Invoice dates from 11/01/2001 to 11/30/2001

